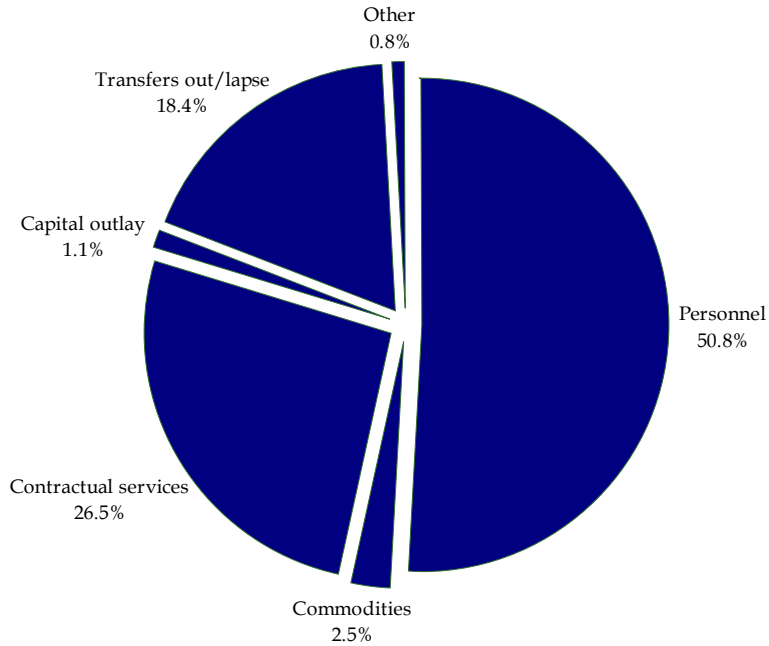
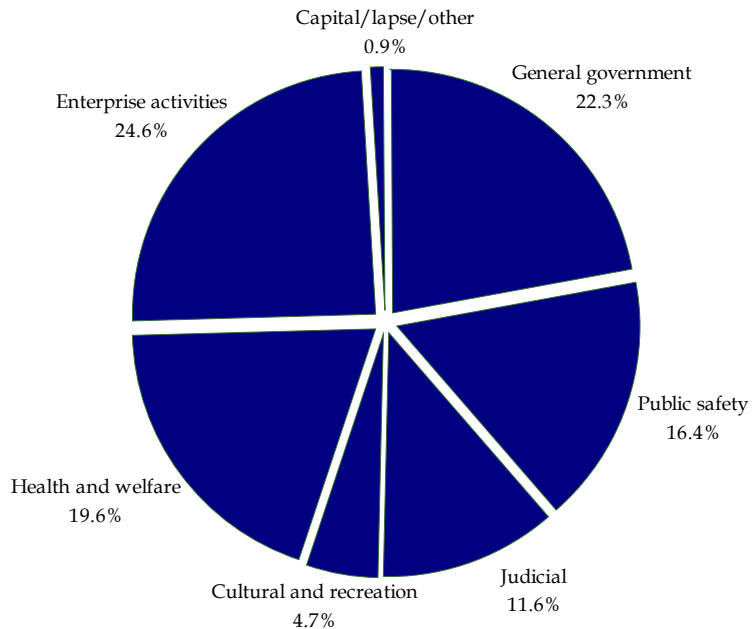


2005 General Fund Uses By Category - \$147,913,566



2005 All Funds Expenditures By Function - \$329,931,731



Mission Statement

The mission of Kent County government is to be an effective and efficient steward in delivering quality services for our diverse community. Our priority is to provide mandated services, which may be enhanced and supplemented by additional services to improve the quality of life for all our citizens within the constraints of sound fiscal policy.

*Adopted October 28, 1999
Kent County Board of Commissioners*

Board of Commissioners

Ted Vonk	District 1
Fritz Wahlfield	District 2
Roger Morgan (Vice-Chair)	District 3
Gary Rolls	District 4
Jack Horton	District 5
Arthur Tanis	District 6
Marvin Hiddema	District 7
Jack Boelema	District 8
Harold Voorhees	District 9
David Morren (Chair)	District 10
Dean Agee	District 11
Harold Mast	District 12
Dick Vander Molen	District 13
Tom Postmus	District 14
Dick Bulkowski	District 15
Paul Mayhue	District 16
James Vaughn	District 17
Dan Koorndyk	District 18
Kenneth Kuipers	District 19

Elected Officials


Mary Hollinrake, Clerk and Register of Deeds
William Forsyth, Prosecuting Attorney
Roger Laninga, Drain Commissioner
Larry Stelma, Sheriff
Kenneth Parrish, Treasurer

Administrator/Controller

Daryl Delabbio

**2005
KENT COUNTY**

ANNUAL



BUDGET

SUMMARY

*Planning our community's
future together...*

Introduction

This summary is a general overview to the 2005 Budget for Kent County. It is intended to inform County citizens of the fiscal plans of the County Commission and Administration for the upcoming fiscal year. Citizen awareness and participation is critical in the responsible allocation of County resources.

This summary will provide its reader with a brief introduction to the County budget. It will explain how the County plans to utilize its resources and will highlight some of the more significant priorities in the County's budget. Historical data is provided to serve as an aid in the review of this document.

Budget Highlights

In the 2005 adopted budget, funds have been allocated in the operating and capital improvement budgets to continue addressing the following priority objectives:

- Continued implementation of the Prevention initiative which includes family support services, early intervention for families where child abuse/neglect has been reported, and substance abuse prevention;
- Continued property acquisition, staffing and operating costs associated with the operation, maintenance and security for Millennium Park; and
- Proper maintenance of County facilities and equipment.

Property Tax Levy

The County's State Taxable Value (STV) grew from \$17.175 billion to \$18.015 billion in tax year 2004. The total millage levy for FY 2005 is 5.3140 mills (dollars/\$1,000 of STV). This rate is unchanged from the FY 2004 tax levy. Property Tax revenue, based solely on the increase in the STV, will grow 4.0% from \$88.4 million in FY 2004 to \$91.9 million in FY 2005.

County of Kent

General Fund By Category

Statement of Revenues, Expenditures and Changes in Fund Balance

	FY 2004		FY 2005	
	Adopted	Percent	Adopted	Percent
Revenues By Category				
Taxes	\$ 69,289,770	48.5%	\$ 72,118,005	50.8%
Licenses & permits	160,150	0.1%	92,650	0.1%
Intergovernmental	22,405,550	15.7%	19,730,184	13.9%
Charges for services	17,478,636	12.2%	18,007,768	12.7%
Fines & forfeitures	234,000	0.2%	433,500	0.3%
Investment earnings	3,550,000	2.5%	2,550,000	1.8%
Reimbursements	8,867,571	6.2%	8,481,001	6.0%
Other	3,440,798	2.4%	3,372,331	2.4%
Transfers in	17,414,921	12.2%	17,050,000	12.0%
Total revenues	142,841,396	100.0%	141,835,439	100.0%
Expenditures By Category				
Personnel	75,417,921	50.3%	75,075,141	50.8%
Commodities	3,927,683	2.6%	3,689,716	2.5%
Contractual services	38,998,377	26.0%	39,151,268	26.5%
Capital outlay	1,412,152	0.9%	1,554,893	1.1%
Other	110,222	0.1%	1,189,589	0.8%
Transfers out	33,135,048	22.1%	31,826,059	21.5%
Appropriation lapse	(3,059,329)	-2.0%	(4,573,100)	-3.1%
Total Expenditures	149,942,074	100.0%	147,913,566	100.0%
Net Inc (Dec) in Fund Balance	\$ (7,100,678)		\$ (6,078,127)	

County of Kent

All Funds By Function

Statement of Revenues, Expenditures and Changes in Fund Balance

	FY 2004		FY 2005	
	Adopted	Percent	Adopted	Percent
Revenues By Category				
Taxes	\$ 97,191,467	30.9%	\$ 100,315,549	31.5%
Licenses & permits	1,361,764	0.4%	1,477,216	0.5%
Intergovernmental	67,862,478	21.6%	65,818,565	20.7%
Charges for services	86,853,221	27.6%	90,258,459	28.4%
Fines & forfeitures	1,007,809	0.3%	1,233,121	0.4%
Investment earnings	7,094,410	2.3%	4,855,840	1.5%
Reimbursements	30,917,142	9.8%	32,460,062	10.2%
Other	22,099,036	7.0%	21,886,142	6.9%
Total revenues	314,387,327	100.0%	318,304,954	100.0%
Expenditures By Function				
General government	76,472,881	23.4%	73,445,822	22.3%
Public safety	51,678,532	15.8%	53,973,416	16.4%
Judicial	38,684,765	11.9%	38,149,971	11.6%
Cultural and recreation	15,067,686	4.6%	15,529,268	4.7%
Health and welfare	64,732,149	19.8%	64,715,749	19.6%
Enterprise activities	76,986,422	23.6%	81,259,012	24.6%
Other	1,588,348	0.5%	1,422,641	0.4%
Appropriation lapse	(3,059,329)	-0.9%	(4,573,100)	-1.4%
Operating Expenditures	322,151,454	98.7%	323,922,779	98.2%
Capital	4,188,250	1.3%	6,008,952	1.8%
Total Expenditures	326,339,704	100.0%	329,931,731	100.0%
Other Fin Sources (Uses)				
Transfers in	53,159,734		51,464,514	
Transfers out	(53,159,734)		(51,464,514)	
Total Other Fin Sources (Uses)	-		-	
Net Inc (Dec) in Fund Balances	\$(11,952,377)		\$(11,626,777)	